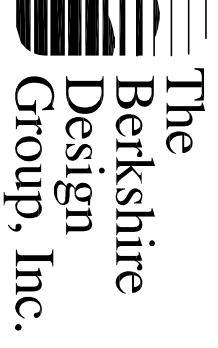


BENCHMARK:
SPIKE IN UTILITY POLE
ELEV.=100.00' (ASSUMED)


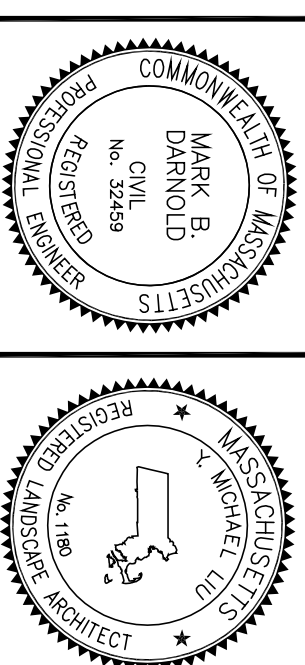
Grading & Utility Notes

1. Project benchmark is noted on Existing Conditions Plan.
2. All sidewalks/walkways shall conform to the Massachusetts Architectural Access Board's (MAB) regulations. All sidewalks shall be 48" wide minimum. Slopes shall not exceed 2% across any accessible parking space or adjacent aisles.
3. All materials and construction methods shall conform to the construction standards and specifications of the City of Northampton and Mass. Highway Department.
4. All dimensions, elevations and layout shall be verified in the field by the contractor and approved by the Landscape Architect prior to beginning work.
5. All new or adjusted manholes, gas gates, water gates and water services to be flush with finished grade.
6. All new or adjusted catch basin rims shall be set 1/2" below finished grade.
7. All HDPE drain pipe to be smooth walled type (Mandings n=0.012).
8. Notify the Landscape Architect of any discrepancies prior to construction.
9. Throat blocks shall be installed at all changes in direction of water lines and force mains.
10. Final hydrant shall be located within required distance of building pumpier connection, per applicable codes. Contractor is responsible for coordination.
11. All sanitary sewer gravity pipe shall be PVC SDR35.
12. All sanitary waste vents (GW, IW, SAN) shall be installed with a pitch to drain back to structure being vented.
13. Electric, telecom and gas service locations are shown as schematic only. Final locations to be coordinated with respective utility company.



Landscape Architecture
Civil Engineering
Planning
Urban Design
Environmental Design

4 Allen Plaza, Northampton, Massachusetts 01060
(413) 362-7000 • FAX (413) 362-7005
Email: info@berksdesign.com
Web: <http://www.berksdesign.com>



This drawing is not intended nor shall it be used for construction purposes unless the signed professional seal of a registered landscape architect or civil engineer employed by the Berkshire Design Group, Inc. is affixed above.

©Copyright, The Berkshire Design Group, Inc.
This drawing and all of its contents are the express property of The Berkshire Design Group, Inc., and shall not be copied or used in any way without the written consent of The Berkshire Design Group, Inc.

North Street Condominiums

North Street &
Northern Avenue
Northampton, Massachusetts

FOR PERMIT REVIEW ONLY
NOT FOR CONSTRUCTION
April 14, 2009

Site Grading & Utility Plan

Revisions

No.	Description	Date

Date: April 14, 2009
Scale: 1"=20'
Drawn By: YML/BGD
Checked By: YML

Sheet Number

L3b